




Extortion in Colombia 2003-2015



SUMMARY

Extortion is the crime that has had the biggest growth in Colombia in the past few years, and it is among those that most affect the security perception in the country. Between 2003 and 2014 this crime grew by 136%, affecting all the departments and 901 municipalities in the country, that is 81% of the municipalities. 70% of the reported extortion cases concentrated in 57 municipalities with over 100 thousand inhabitants. Common criminals were responsible for 74% of the cases, guerrillas for 11%, and the Bacrim for 5%; perpetrators of the 11 per cent remaining cases could not be established. It is important to note that the black figure of this crime, i.e. cases

occurred but not reported, is one of the highest in the criminal spectrum, and it is estimated to be around 80%.

However, it is important to emphasize that between 2003 and 2010 extortion decreased in the country by 34%. It is as of 2010 that this crime reaches its biggest growth. In fact, between 2010 and 2014, extortion grew by 264%. Combined, the cases occurred in 2012 and 2014 represent 46% of all cases in the last twelve years. By far 2013 and 2014 have been the worst years of all those analyzed, with 23% of the cases for the entire period.

In fact, between 2003 and 2010 the number of municipalities affected

by extortion decreased by 4%, between 2010 and 2014 the number of municipalities hit by this crime grew 82%. 86% of the 57 municipalities with more than 100 thousand inhabitants suffered from increases in extortion between 2010 and 2014, with an average growth of 354%.

During the same period, the FARC increased the number of municipalities where they extort by 261%, going from 62 to 117 municipalities.

Departments with the highest rate of extortion per each 100 thousand inhabitants in 2014 were: Meta with 56.3, Casanare with 44.4, San Andrés with 34, Arauca with 25, Huila and Tolima with 22 and Caqueta with 21 .

6000

6000

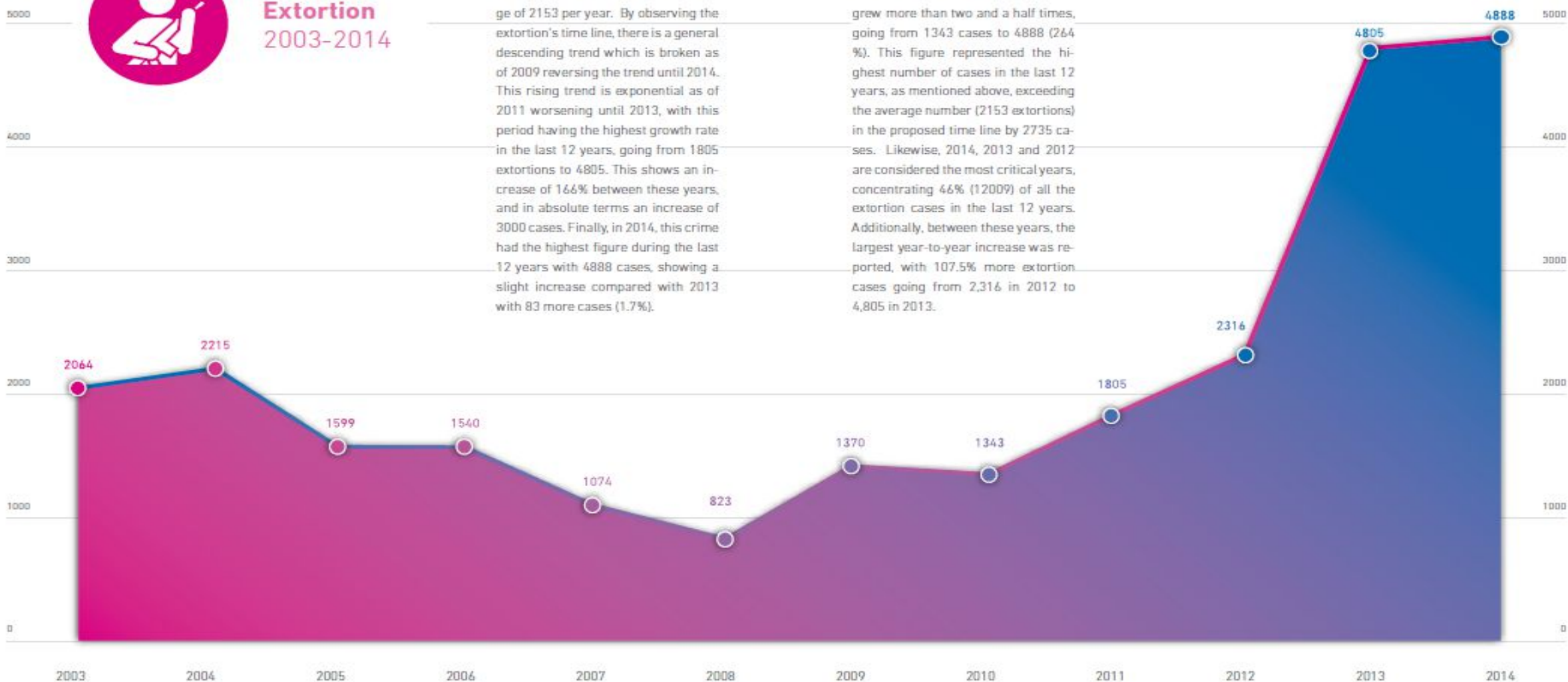


Extortion 2003-2014

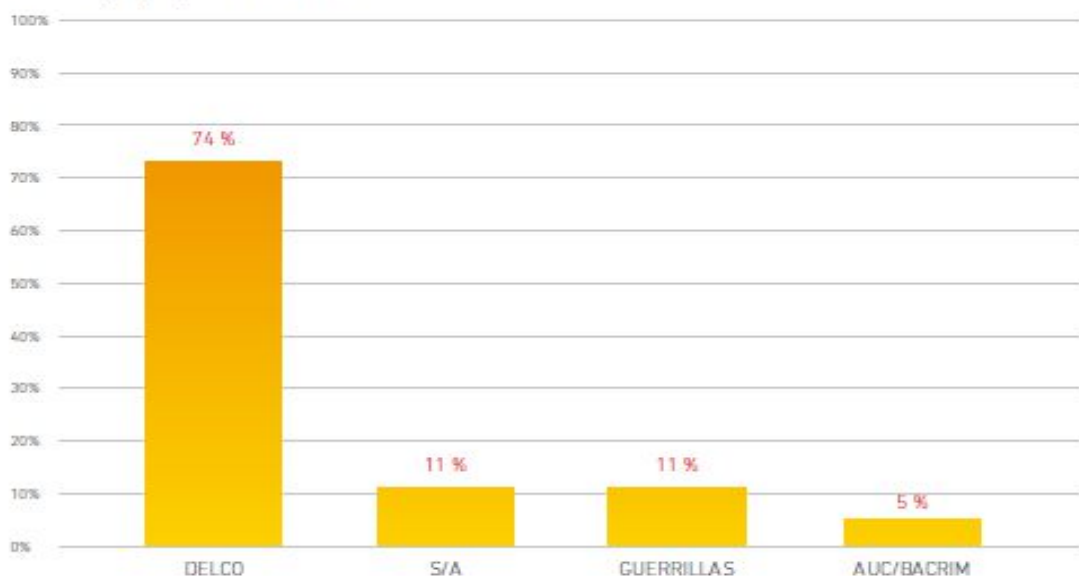
EXTORTION 2003-2014

Between 2003 and 2014, 25842 cases of extortion have been reported in Colombia which translates into an average of 2153 per year. By observing the extortion's time line, there is a general descending trend which is broken as of 2009 reversing the trend until 2014. This rising trend is exponential as of 2011 worsening until 2013, with this period having the highest growth rate in the last 12 years, going from 1805 extortions to 4805. This shows an increase of 166% between these years, and in absolute terms an increase of 3000 cases. Finally, in 2014, this crime had the highest figure during the last 12 years with 4888 cases, showing a slight increase compared with 2013 with 83 more cases (1.7%).

When comparing 2010 (point in which a descent in this crime was registered for the last time) and 2014, extortion grew more than two and a half times, going from 1343 cases to 4888 (264%). This figure represented the highest number of cases in the last 12 years, as mentioned above, exceeding the average number (2153 extortions) in the proposed time line by 2735 cases. Likewise, 2014, 2013 and 2012 are considered the most critical years, concentrating 46% (12009) of all the extortion cases in the last 12 years. Additionally, between these years, the largest year-to-year increase was reported, with 107.5% more extortion cases going from 2,316 in 2012 to 4,805 in 2013.



Extortions per perpetrator 2003-2014



Source: Ministry of National Defense, prepared by Centro Seguridad y Democracia (Security and Democracy Center)

EXTORTIONS PER PERPETRATOR 2003-2014

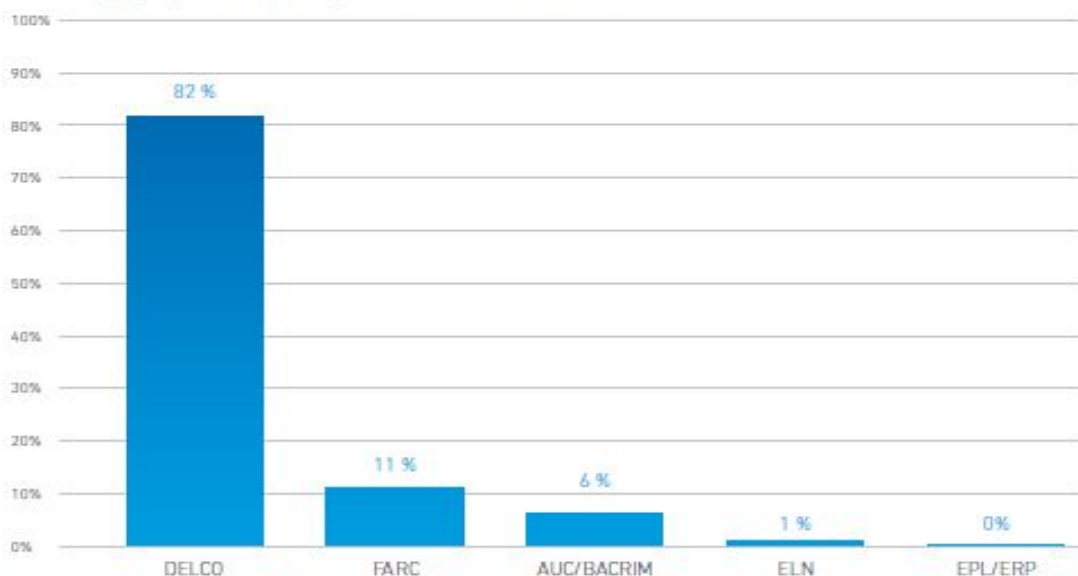
Regarding the perpetrators, of the total number of extortion cases in the eleven years analyzed: common criminals were responsible for 74% of the cases with a total of 18827 extortions, followed by those cases in which the perpetrators could not be established with approximately 11% corresponding to 2914 cases; then we have the guerrilla groups (FARC, ELN, EPL and ERP) with 2768 extortions during the last 12 years and the AUC/BACRIM with the 5% equivalent to 1333 extortions.

For the purpose of analyzing the dynamics of extortion in terms of perpetrators, it was decided not to take into account cases in which it was not possible to establish those responsible for the crime. A situation that constitutes a total of 22928 cases in the universe of extortion in the last 12 years. In this sense, the re-configuration gives account for 82% of extortions committed by common crime, 11% perpetrated by the FARC, followed by the category that brings together the AUC and Bacrim with 6%; and finally ELN with 1% and EPL and ERP with less than 1%.

Out of the 18827 cases of extortion by common criminals that occurred between 2003 and 2014, the largest volume is concentrated in the most recent years with 56%. Likewise, when analyzing the average impact to the Colombian population in the past 12 years, it was found that 4 people out of every hundred thousand were victims of extortion operated by ordinary criminals in average per year, and that during 2014, 9.7 people out of each hundred thousand inhabitants were victims of this crime.

When observing the dynamics of ordinary criminals regarding this

Extortions per perpetrator (excluding cases not established) 2003-2014



Source: Ministry of National Defense, prepared by Centro Seguridad y Democracia (Security and Democracy Center)

offense, we can find an absolute increase of 354% going from 917 extortions in 2003 to 4164 in 2014, with sustained increase between 2008 and 2014 (525%) going from 666 cases (lowest figure of the last 11 years) to 4164.

32 departments, showed cases of extortion perpetrated by ordinary criminals in the last twelve years (the only department without those cases was Vaupes), being this a predominantly urban crime with 91% of the cases in urban areas compared to 9% in rural areas; and concentrating this practice in seven departments

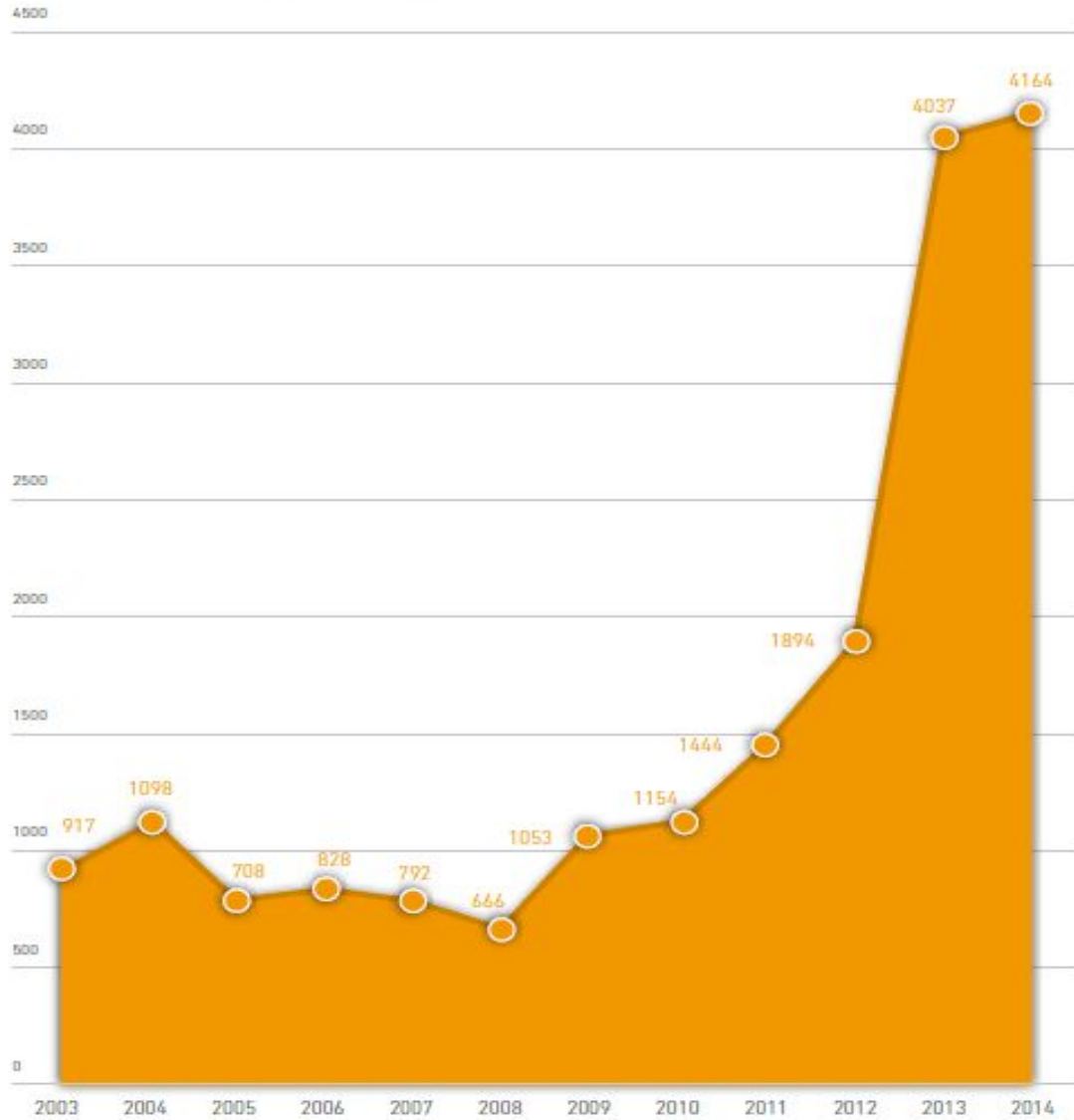
which covered 53% (10038) of the total of cases associated to these groups. Going into further detail, we can see that Antioquia showed the greatest impact by centralizing 16.2% of extortion by ordinary criminals, followed by the Capital District with 9.9%, Valle del Cauca with 9.5%, Tolima with 5.0%, Santander with 4.6%, Bolivar with 4.1%, Meta with 4.0%, Huila with 3.9% and Nariño with 3.7%.

32

Departments,

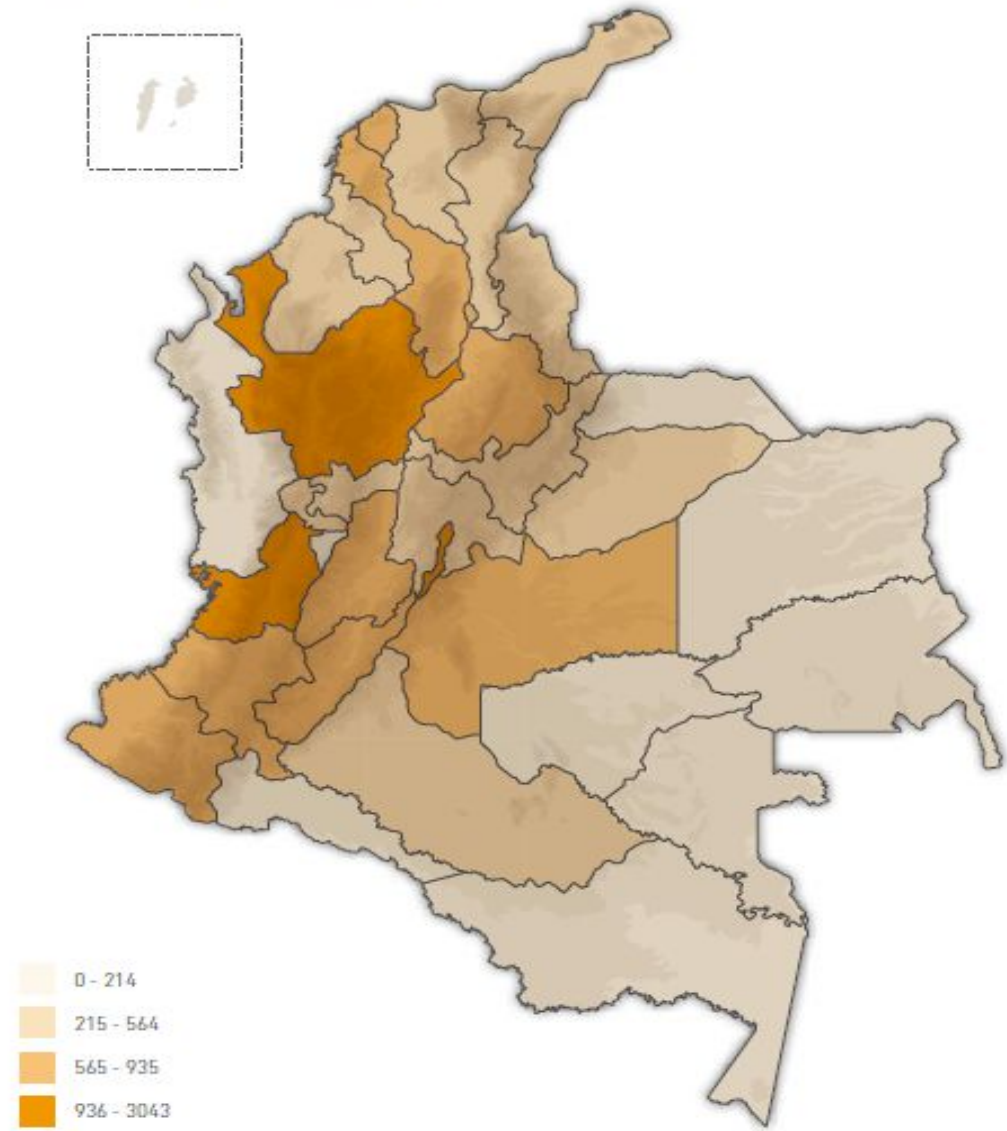
showed cases of extortion perpetrated by ordinary criminals in the last twelve years.

Extortions perpetrated by the FARC 2003-2014



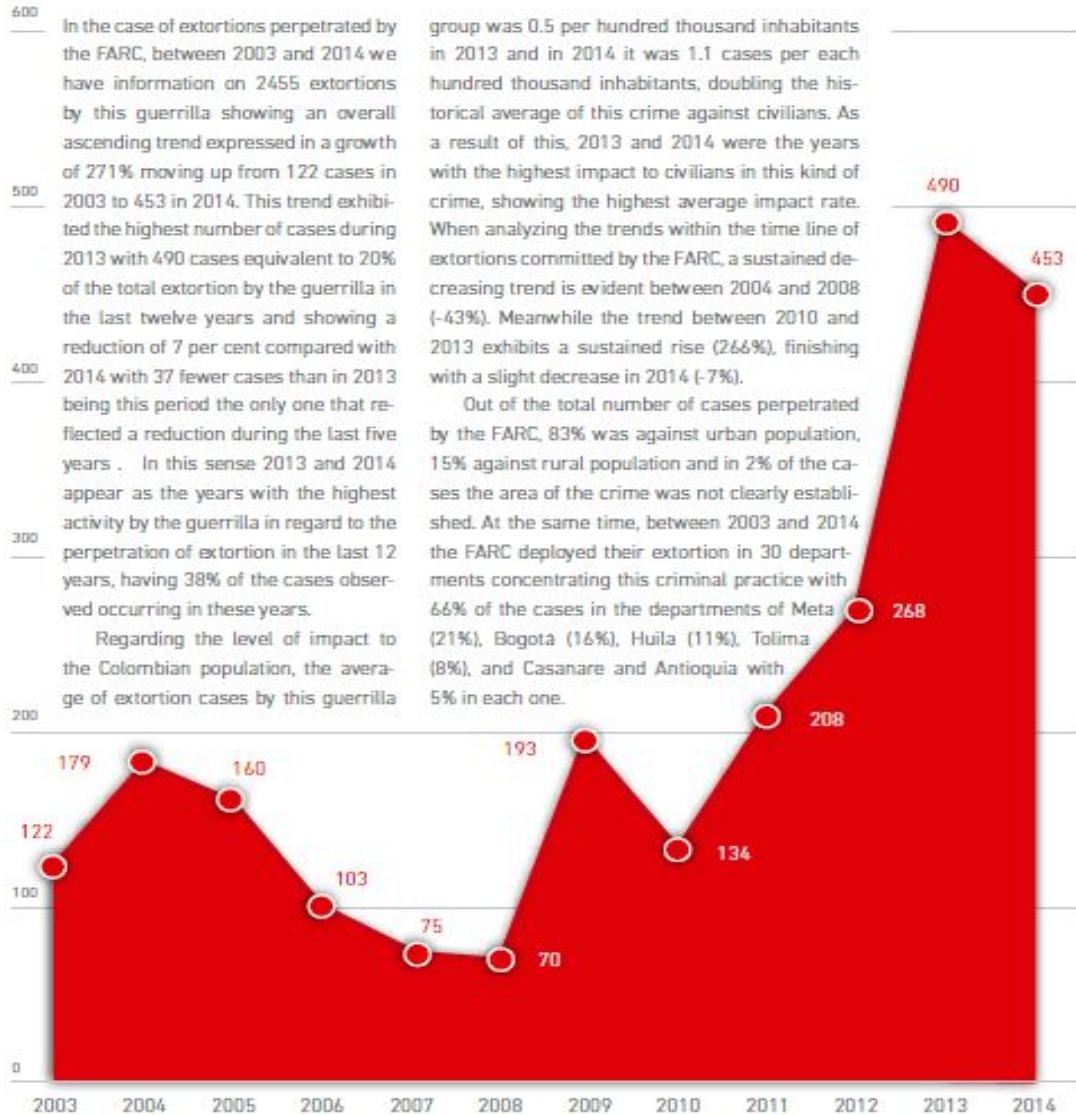
Source: Ministry of National Defense, prepared by Centro Seguridad y Democracia (Security and Democracy Center)

Number of extortions perpetrated by the FARC 2003-2014



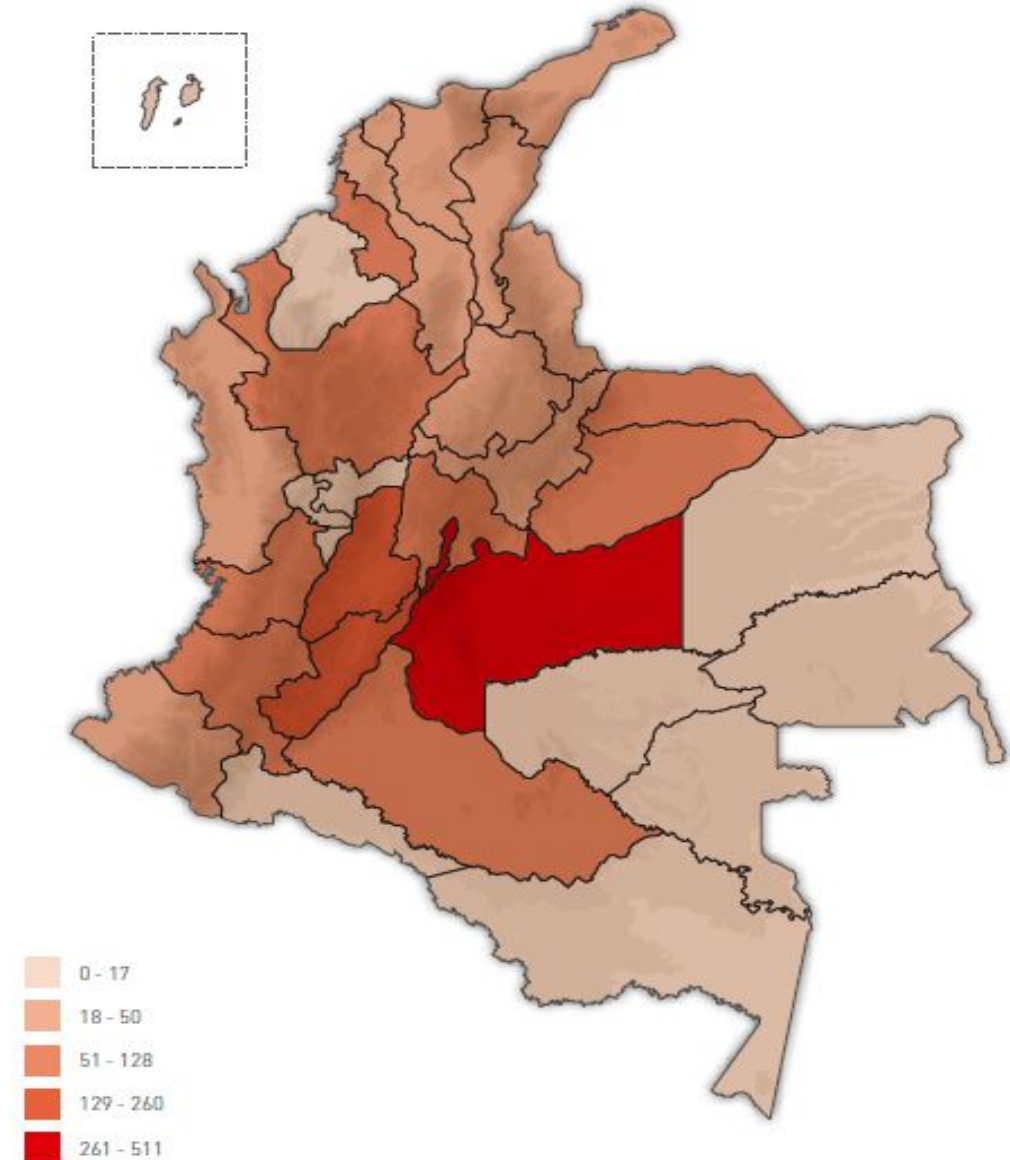
Source: Ministry of National Defense, prepared by Centro Seguridad y Democracia (Security and Democracy Center)

Number of extortions perpetrated by the FARC 2003-2014



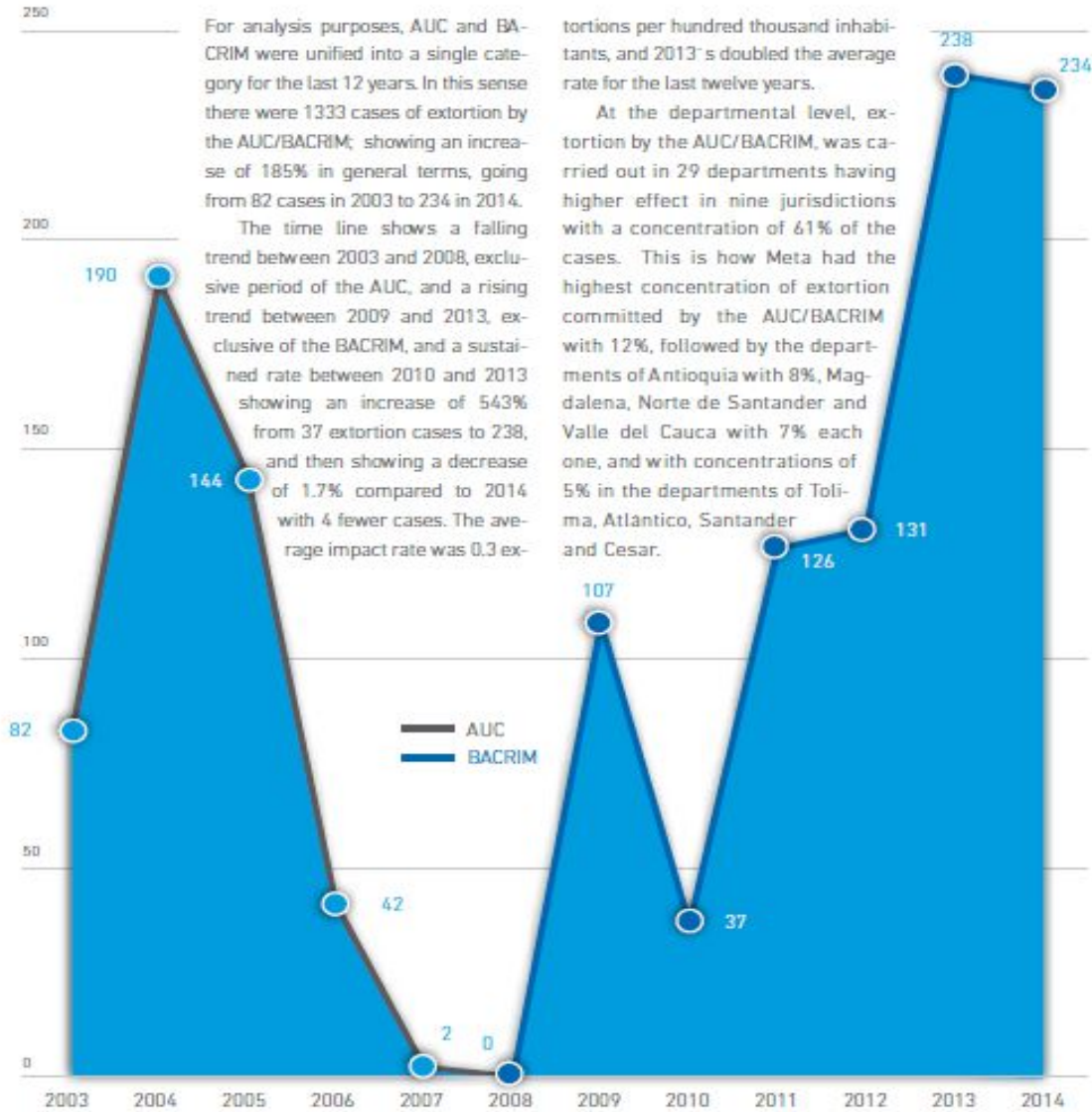
Source: Ministry of National Defense, prepared by Centro Seguridad y Democracia (Security and Democracy Center)

Number of extortions perpetrated by AUC/BACRIM 2003-2014



Source: Ministry of National Defense, prepared by Centro Seguridad y Democracia (Security and Democracy Center)

Extortions perpetrated by AUC/BACRIM



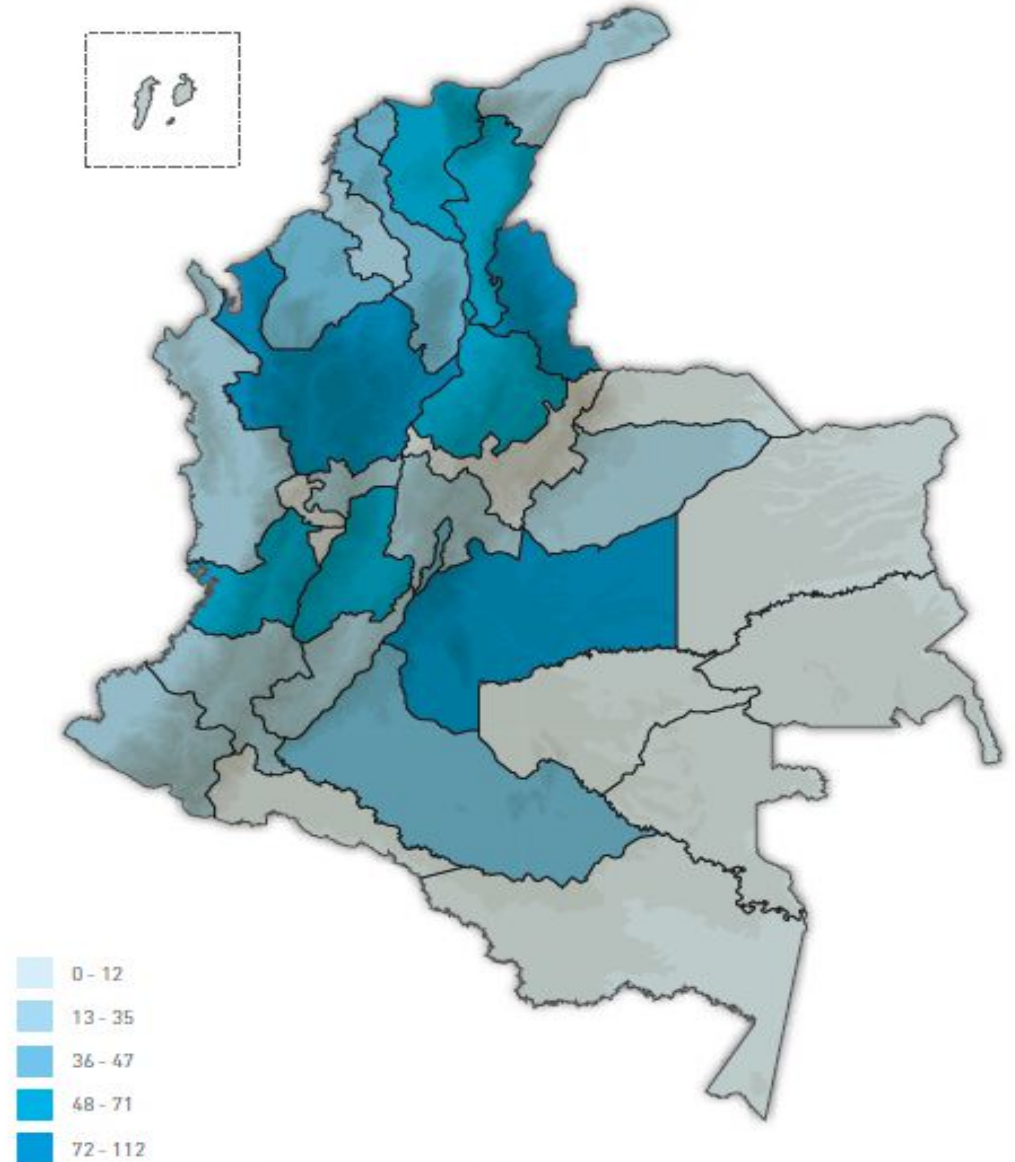
For analysis purposes, AUC and BACRIM were unified into a single category for the last 12 years. In this sense there were 1333 cases of extortion by the AUC/BACRIM; showing an increase of 185% in general terms, going from 82 cases in 2003 to 234 in 2014.

The time line shows a falling trend between 2003 and 2008, exclusive period of the AUC, and a rising trend between 2009 and 2013, exclusive of the BACRIM, and a sustained rate between 2010 and 2013 showing an increase of 543% from 37 extortion cases to 238, and then showing a decrease of 1.7% compared to 2014 with 4 fewer cases. The average impact rate was 0.3 extortions per hundred thousand inhabitants, and 2013's doubled the average rate for the last twelve years.

At the departmental level, extortion by the AUC/BACRIM, was carried out in 29 departments having higher effect in nine jurisdictions with a concentration of 61% of the cases. This is how Meta had the highest concentration of extortion committed by the AUC/BACRIM with 12%, followed by the departments of Antioquia with 8%, Magdalena, Norte de Santander and Valle del Cauca with 7% each one, and with concentrations of 5% in the departments of Tolima, Atlántico, Santander and Cesar.

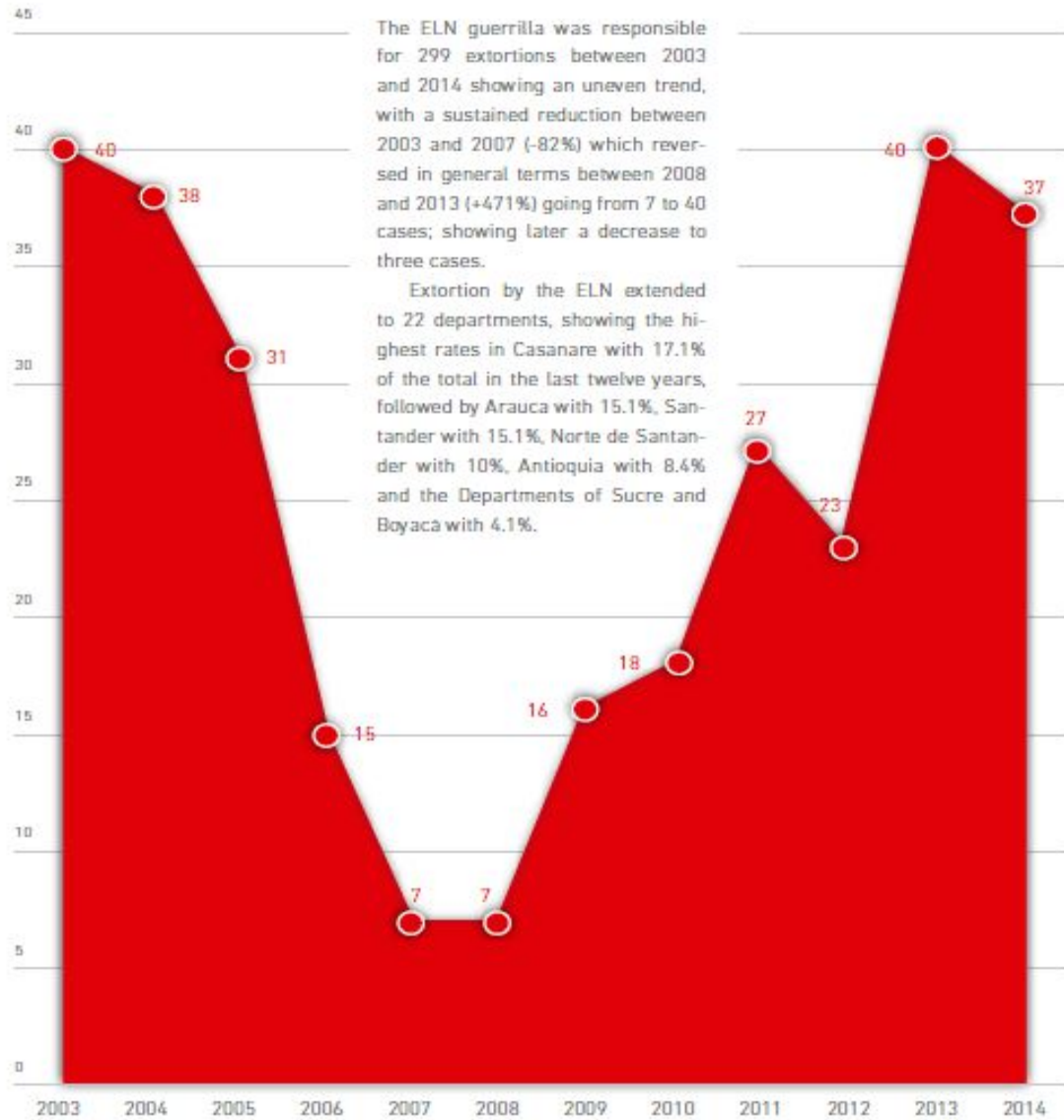
Source: Ministry of National Defense, prepared by Centro Seguridad y Democracia (Security and Democracy Center)

Number of extortions perpetrated by AUC/BACRIM 2003-2014



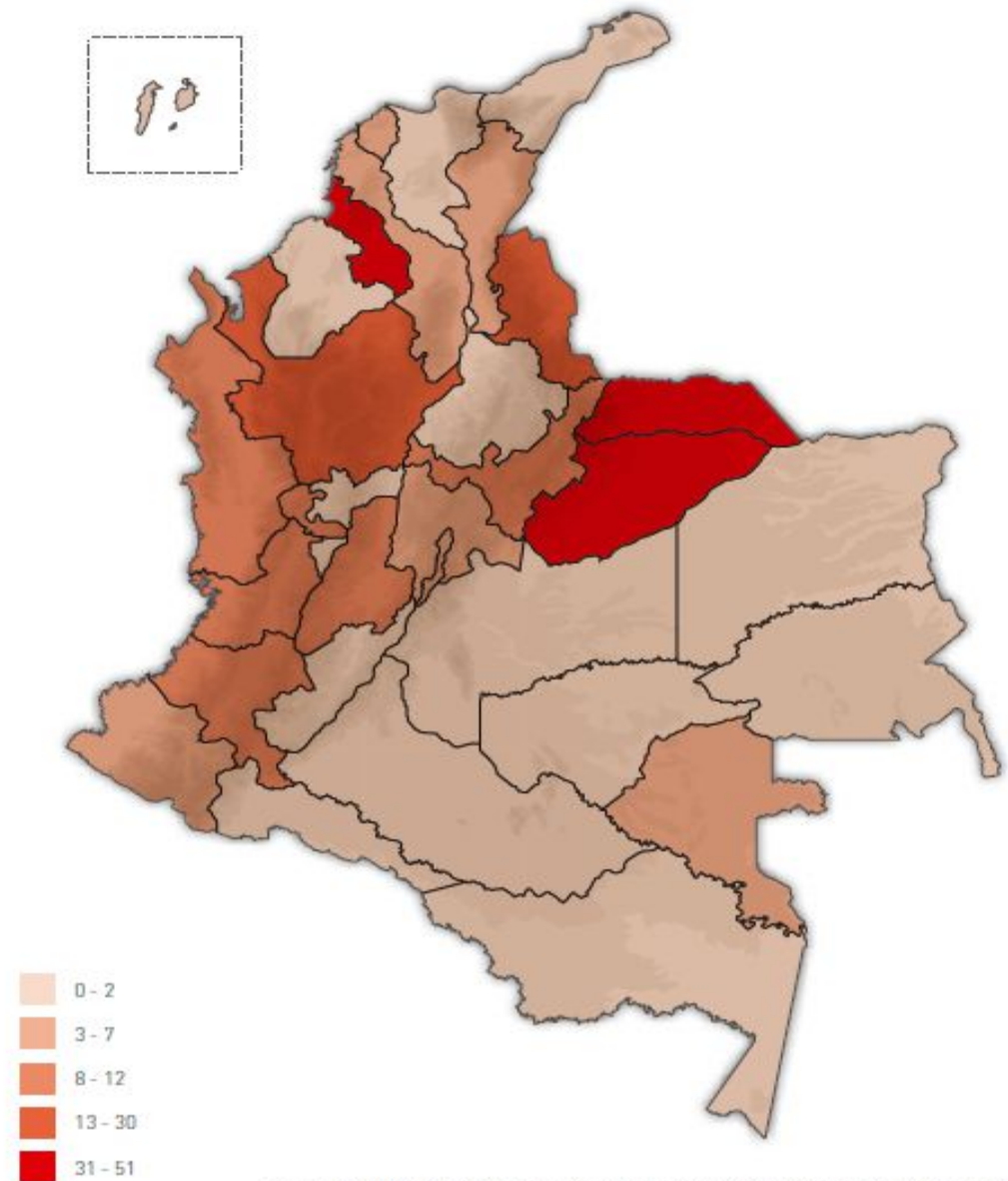
Source: Ministry of National Defense, prepared by Centro Seguridad y Democracia (Security and Democracy Center)

Extortions perpetrated by the ELN 2003-2014

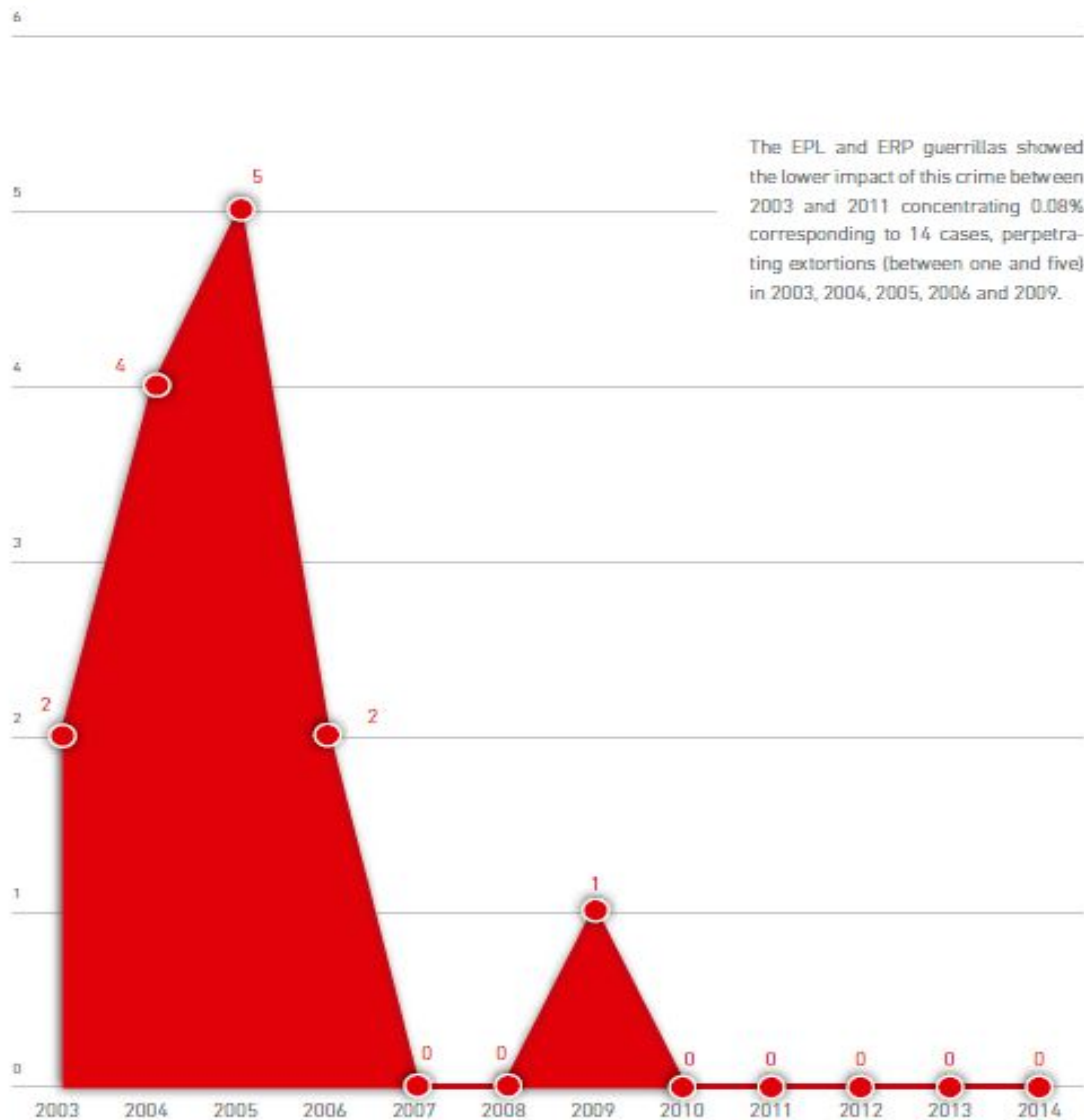


Source: Ministry of National Defense, prepared by Centro Seguridad y Democracia (Security and Democracy Center)

Number of extortions perpetrated by the ELN 2003-2014



Extortions perpetrated by the ELN 2003-2014



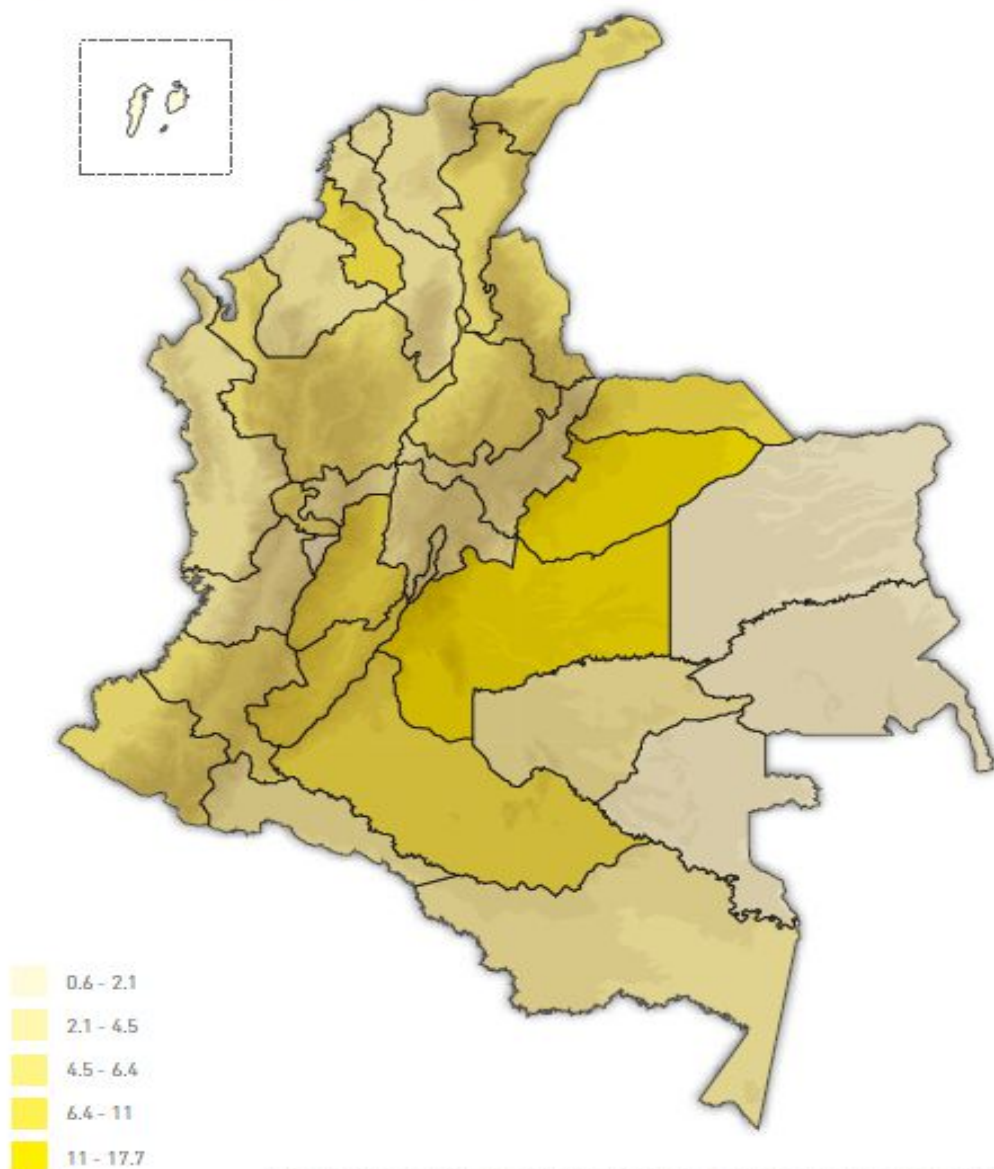
The EPL and ERP guerrillas showed the lower impact of this crime between 2003 and 2011 concentrating 0.08% corresponding to 14 cases, perpetrating extortions (between one and five) in 2003, 2004, 2005, 2006 and 2009.

Source: Ministry of National Defense, prepared by Centro Seguridad y Democracia (Security and Democracy Center)

DEPARTMENTAL CONFIGURATION OF EXTORTION 2003-2014

In order to analyze the distribution of extortion nationwide within the last twelve years, the crime rate was averaged by year and by department showing as a result that the largest impacts were in Meta with an average rate of 17.7 extortions per one hundred thousand inhabitants, followed by Casanare with a rate of 16.7, Huila with a rate of 11.0, Arauca with 10.2 cases per one hundred thousand inhabitants, Caqueta with 9.7, Tolima with 8.3, Sucre with 7.7, Cesar with 6.4, and the departments of La Guajira and Risaralda with 5.7 victims of extortion per hundred thousand inhabitants.

Extortions perpetrated by the EPL/ERP 2003-2014



Source: Ministry of National Defense, prepared by Centro Seguridad y Democracia (Security and Democracy Center)

Number of extortions in the Meta department

500

400

300

200

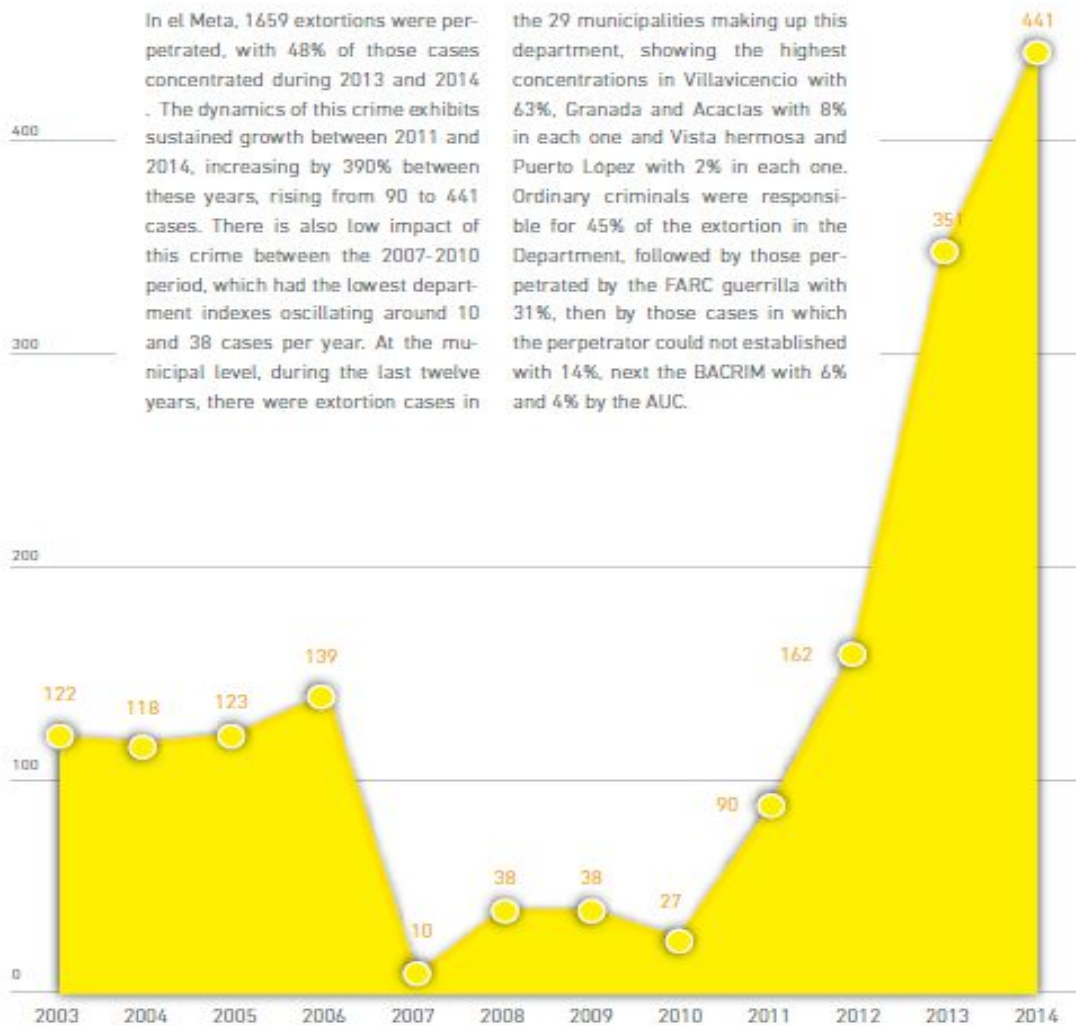
100

0

2003 2004 2005 2006 2007 2008 2009 2010 2011 2012 2013 2014

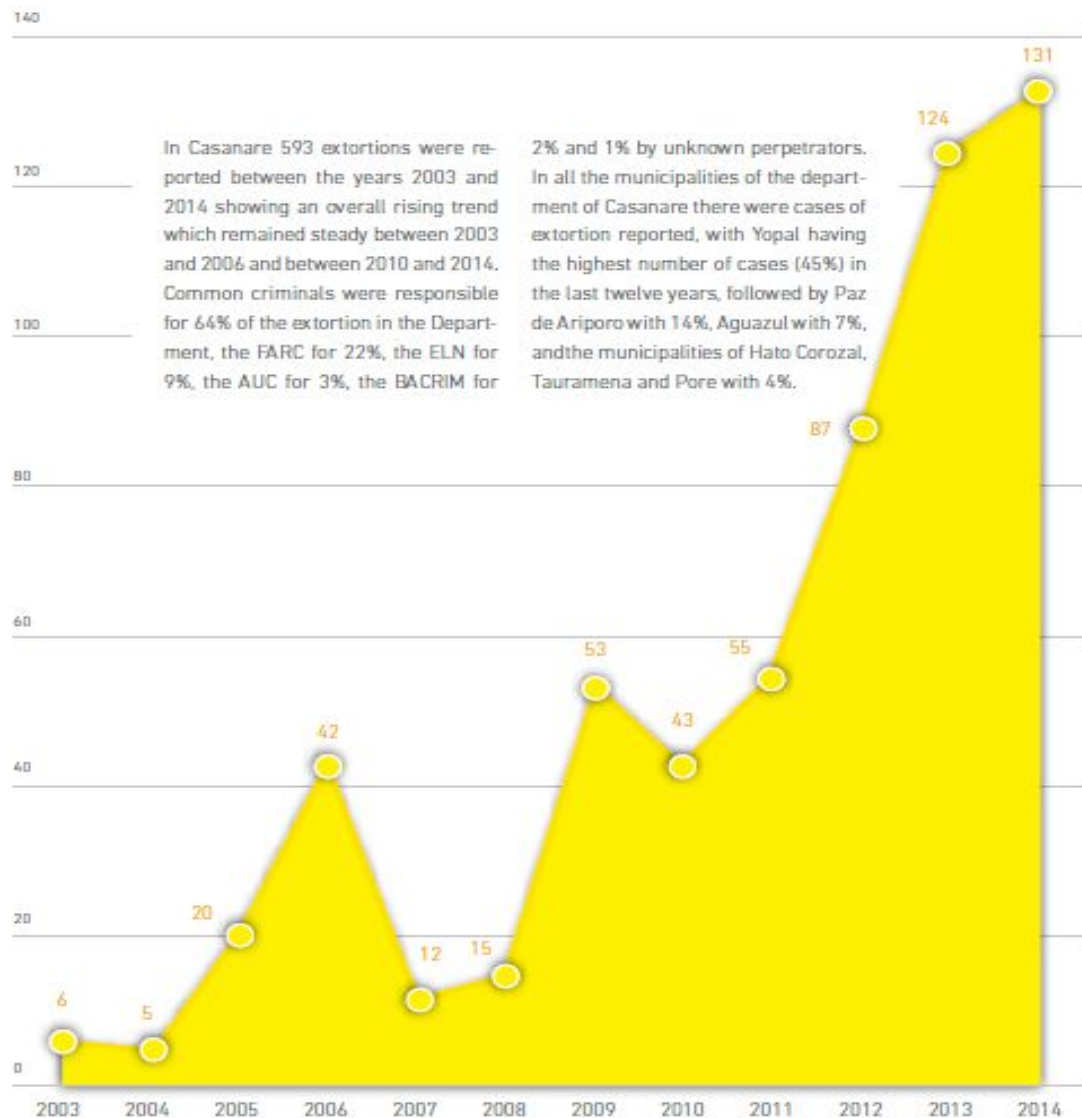
In el Meta, 1659 extortions were perpetrated, with 48% of those cases concentrated during 2013 and 2014. The dynamics of this crime exhibits sustained growth between 2011 and 2014, increasing by 390% between these years, rising from 90 to 441 cases. There is also low impact of this crime between the 2007-2010 period, which had the lowest department indexes oscillating around 10 and 38 cases per year. At the municipal level, during the last twelve years, there were extortion cases in

the 29 municipalities making up this department, showing the highest concentrations in Villavicencio with 63%, Granada and Acacias with 8% in each one and Vista hermosa and Puerto López with 2% in each one. Ordinary criminals were responsible for 45% of the extortion in the Department, followed by those perpetrated by the FARC guerrilla with 31%, then by those cases in which the perpetrator could not be established with 14%, next the BACRIM with 6% and 4% by the AUC.



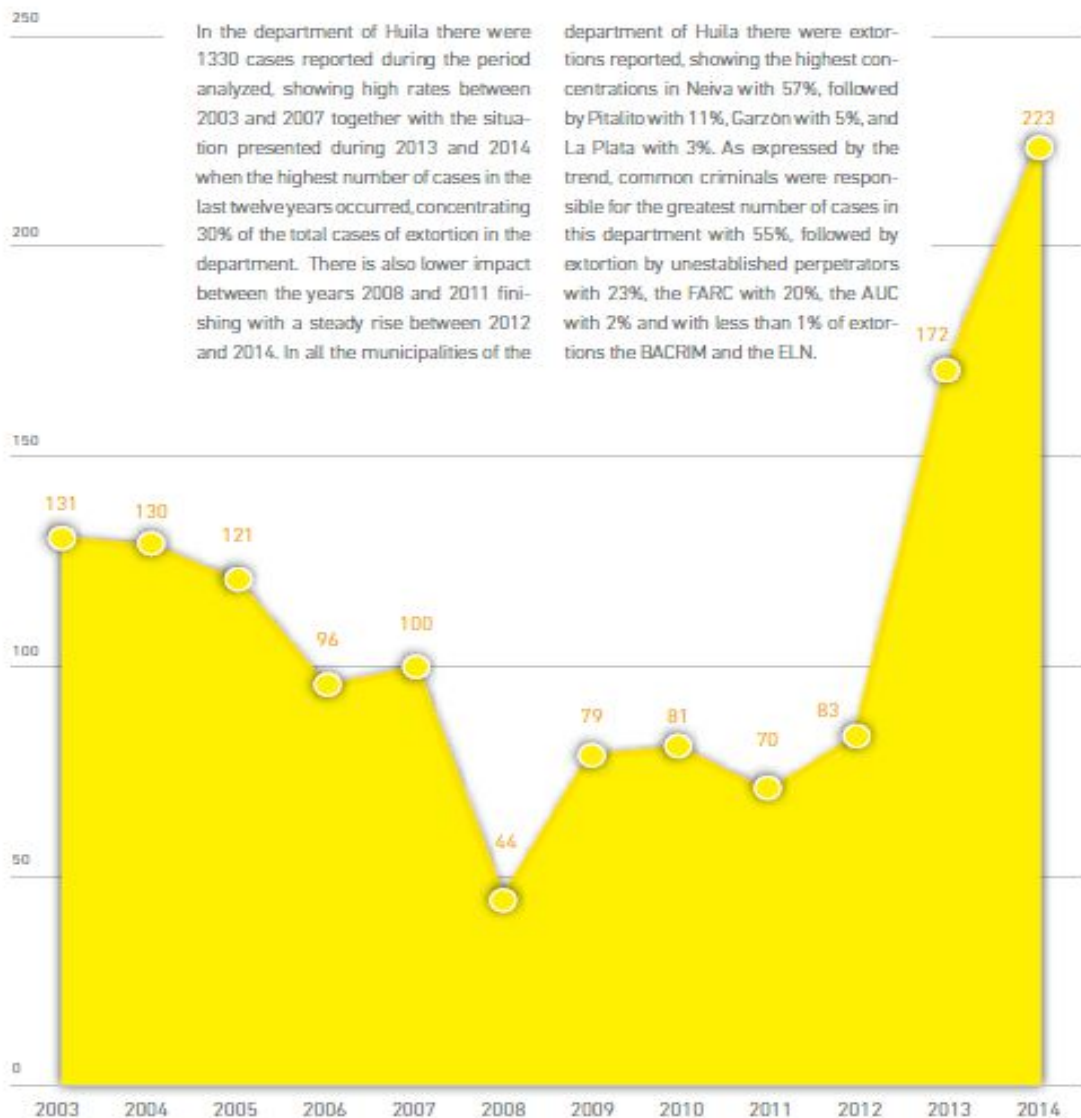
Source: Ministry of National Defense, prepared by Centro Seguridad y Democracia (Security and Democracy Center)

Number of extortions in the Casanare department 2003-2014




Source: Ministry of National Defense, prepared by Centro Seguridad y Democracia (Security and Democracy Center)

Number of extortions in the Huila department 2003-2014



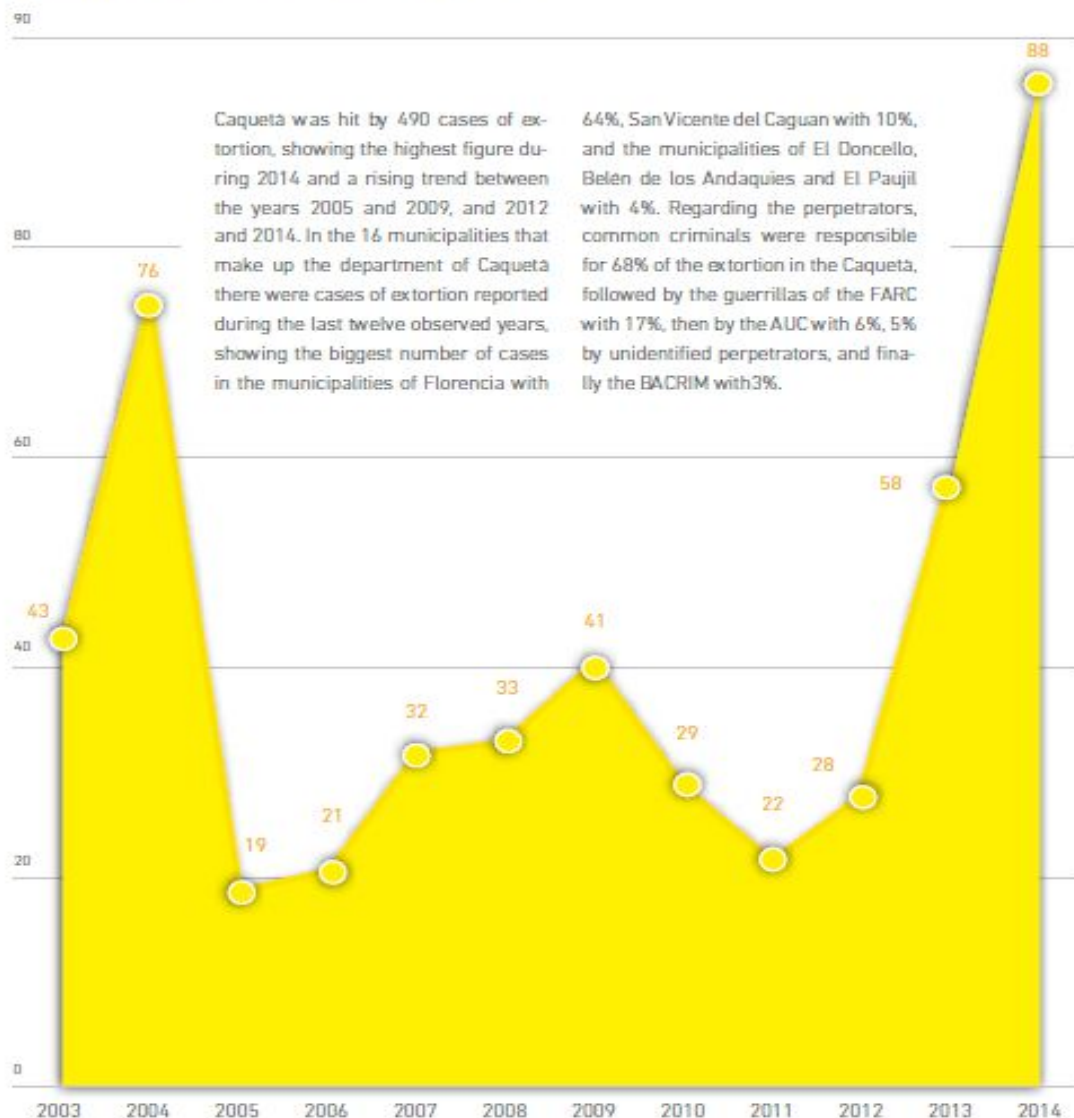
Source: Ministry of National Defense, prepared by Centro Seguridad y Democracia (Security and Democracy Center)

Number of extortions in the Arauca department 2003-2014



Source: Ministry of National Defense, prepared by Centro Seguridad y Democracia (Security and Democracy Center)

Number of extortions in the Caquetá department 2003-2014



Source: Ministry of National Defense, prepared by Centro Seguridad y Democracia (Security and Democracy Center)